

DUAL BAND



JCS



Yacht Controller Australia & NZ
Sales Manager: Jay Goldman- 0455 332 626
Office: +61 7 5577 9009
Email: info@yachtcontroller.com.au
Website: www.yachtcontroller.com.au
Po Box 462 Sanctuary Cove QLD 4212

The product as illustrated and its technical specifications are subject to modification without notice. Yacht Controller S.r.l. accepts no liability for unavailable products or product models. This catalogue is for international use. Some products may not be available in all countries. Yacht Controller is a registered trade mark.



YACHT CONTROLLER S.r.l.

Headquarters and Factory:

Via Bellini 31/33 - 20095 Cusano Milanino (MI) Italy
Tel. +39 02-6131001 - Fax +39 02-66400086

Sales office:

Via del Castillo 17 - 18038 Portosole Sanremo (IM) Italy
Tel +39 0184-501688 - Fax +39 0184-599594
www.yachtcontroller.it - info@yachtcontroller.it



The company

Created to develop innovative advanced technology products for safer and more enjoyable boating, **Yacht Controller S.r.l.** is now an undisputed leader in its field, all over the world.

Yacht Controller products are designed with our great passion for the nautical world, for customers who more and more, every day, are asking for technological innovations to make their time on board more enjoyable. Thanks to our experience in electronics via our associated companies in the Microfin Group, Axiomtek Italia and Micro Device (world leaders in industrial computers and automation), over a brief period Yacht Controller S.r.l. has developed and put on sale a range of products of undisputed quality and success.

Our patented product range is CE and FCC certified by the most important international authorities. It comprises wireless radio controls, monitoring systems, LCD displays (some integrated with a PC) and nautical PCs.

Yacht Controller products are sold via an extensive professional sales and assistance network, in Italy and worldwide.

10) How long does the Dual Band, Smart and JCS Yacht Controller guarantee last for?

The manufacturer ensures a guarantee of 2 years.

11) How much does a Dual Band/Smart/JCS Yacht Controller system cost?

The cost depends on a number of factors. Firstly the type of commands installed on board (analogue or digital), secondly the number of functions or optional features you wish to have installed.

12) What is the smallest/largest boat equipped with Dual Band or Smart Yacht Controller?

At present the smallest is 28 feet, while the largest is 155 feet.

13) What is the JCS system and how does it work?

The JCS system is a joystick system which through the movement of your hand enables the simultaneous activation of engines, bow/stern propellers making mooring simple and precise, through a sophisticated three axis joystick with two buttons for the separate activation of the manoeuvring propellers.

14) What functions does the JCS panel have?

The JCS panel, which can be installed on the dashboard or fly, has an LCD screen which is visible in sunlight which indicates the activation of the engines and propellers during a manoeuvre, the function mode, the language, the diagnostics, any acceleration and the commands for dropping/raising the anchor.

15) What difference is there between the manual and automatic mode in the JCS system?

In the automatic mode the engines and propellers will be used at the same time to facilitate even less experienced boat users. In the manual mode you will be able to manage and activate directly the thrusters and engines.

16) I have Dual Band and Smart Yacht Controller. Can I install JCS? I don't have Dual Band or Smart Yacht Controller. Can I install the JCS system anyway?

If you have already installed Dual Band or Smart Yacht Controller you will just need to update the software of your unit and add a connector. If you haven't yet installed Dual Band or Smart Yacht Controller you will just need to install a control unit within the dashboard (which in the future can be integrated with the Smart or Dual Band systems and become the receiver) the joystick and the JCS panel.



FAQ ▶

1) What are Dual Band and Smart Yacht Controller?

Dual Band and Smart Yacht Controller are wireless systems, comprising a transmitter and a receiver, which enable the person controlling a boat to command the engines the bow or stern propellers and the winch from any part of the boat in complete freedom of movement during the mooring.

2) What is JCS Yacht Controller?

JCS Yacht Controller is a Joystick system which enables, with a simple movement of the hand, the simultaneous activation of the engines and the bow/stern propellers, thus enabling the boat to be manoeuvred in any direction.

3) Can Smart, Dual Band and JCS Yacht Controller be installed on my boat?

If the boat has electronic commands then Smart, Dual Band and JCS Yacht Controller can be installed. A technician will be able to advise which Yacht Controller model is right for you on the basis of your electronic commands.

4) How do Dual Band and Smart Yacht Controller work?

When you action it the transmitter issues an encrypted radio signal to the receiver which then actions the engines, bow/stern propellers or the winch depending on the manoeuvre you wish to carry out.

5) Is it easy to use Dual Band and Smart Yacht Controller?

Anyone who knows how to use a mobile phone can use Dual Band e Smart Yacht Controller and control his/her boat without any stress and in a completely relaxed manner.

6) How long does it take to install Dual Band, Smart or JCS Yacht Controller?

A standard installation doesn't take any longer than half a day.

7) What happens if I forget to switch off Dual Band or Smart Yacht Controller after using it?

The transmitter will switch itself off automatically after 4 minutes and the receiver will start to make a sound to warn you that it should also be switched off.

8) What is the range for Dual Band and Smart Yacht Controller?


The range is limited to circa 50 m, if is installed correctly.

9) Can other Yacht Controller systems installed on boats next to mine interfere with my manoeuvres or my Yacht Controller?

Absolutely not. Every Yacht Controller has a unique protocol and code which do not allow any interference from other Yacht Controllers.



Headquarter in Cusano Milanino - Milan - Italy



The history of Yacht Controller

Yacht Controller, recognised by national and international patents, originated in 1999 when the first prototype was developed to compensate for the absence in the nautical market of a remote control system that could enable a boat to be berthed without assistance. After 4 years of continuous development Yacht Controller was officially launched at the 2002 Genoa Boat Show, and aroused immediate interest. Its launch slogan was "everyone's dream is to move freely from bow to stern without having to stay at the helm." This dream has already come true for thousands of enthusiastic users all over the world.

The ability to manoeuvre a boat on your own, and moor it with the greatest of ease, controlling and correcting its position at all times in complete safety, has made Yacht Controller an essential aid for many owners of yachts of all sizes from 28' to over 150'.

In the 2004 **Yacht Controller** won the NMMA Innovation Award for the "best technological innovation" at the Miami Boat Show.

In line with our company philosophy, which aims to continuously innovate with new products, was launched the **Yacht Controller DUAL BAND** model.

Now with the new Yacht Controller **SMART** version it's possible to have 5 functions also on a single band unit. With the **Joystick JCS** manoeuvring will be easy, intuitive and stress free – even from the dashboard.

The different versions of **Yacht Controller** can be installed on most of electronic controls currently on the market, and are designed to work with all inbuilt safety systems, to ensure the safety and reliability of the installed controls.

JCS is available alongside the famous **DUAL BAND** and **SMART** radio controllers and may be used on its own or along with them. Here are some of the main features:

- ◀ **EASE OF USE:** with the simple movement of your hand you can action the engines, stern or bow propellers.
- ◀ **AUTOMATIC MODE:** engines and thrusters will be used at the same time to facilitate even less experienced boat users for mooring.
- ◀ **MANUAL MODE:** you will have the possibility to manage the mooring manoeuvres yourself and activate the thrusters along with the engines or separately.
- ◀ **JCS PANEL:** equipped with an LCD screen that can be seen in sunlight which shows the functions that are active during the manoeuvre. Commands the lowering /raising of the anchor. Visualises the diagnostics and other information.

Technical specifications

- ◀ Power supply 12/24 V
- ◀ Components IP 67
- ◀ Three-axis joystick with two buttons, for separate activation of bow and stern thrusters
- ◀ LCD display visible in sunlight, indicating:

AUTO/MAN operating mode

Synoptic panel for activations

Configuration

Language

Diagnostics and many other features

Options

Management of stern thruster

Management of 2 anchor windlasses

Management of SSS (secure sail system) for assisted anchor retrieval

Integration with YC wireless Dual Band or Smart

Management of acceleration with different settings (only digital models)

Up to 5 stations



JOYSTICK CONTROL SYSTEM ▶

JCS

Yacht Controller JCS can be used alone or integrated with the popular and UNIQUE wireless remote control mooring systems, **Yacht Controller DUAL BAND** and/or **Yacht Controller SMART**. With a simple movement of the hand, the **Joystick JCS** allows simultaneous operation of the motors and of the bow and stern thrusters, enabling you to moor and move the boat in any direction simply, without risk and danger, precisely and with total ease.

Yacht Controller JCS is very easy to install, with no difficult, invasive and costly work in the engine room; moreover, it does not require cables to be installed along the length of the boat but, after identifying the type of electronic throttle control installed on board, it is installed rapidly in proximity of the control station selected, either on the flybridge or in the saloon. Moreover, if the boat is already equipped with a **Yacht Controller SMART** or a **Yacht Controller DUAL BAND** system, it can be installed simply by attaching a connector to the receiver already installed aboard. Unlike other joysticks present on the market, **Yacht Controller JCS** offers maximum flexibility thanks to its automatic and manual modes.

In automatic mode, the motors and the thrusters are used simultaneously to facilitate mooring manoeuvres even for those with less sailing experience.

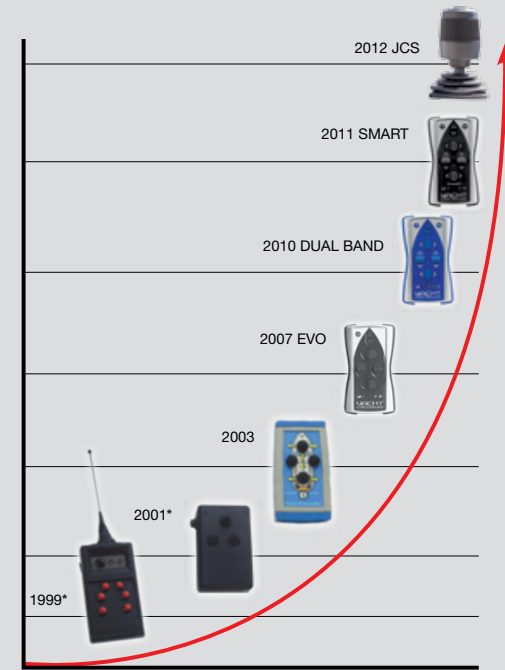
In manual mode, the thrusters can be activated as required, both together with the motors or separately, for better control of the manoeuvre you wish to perform.

Yacht Controller JCS is also the only one equipped with a control panel with LCD screen, also visible in sunlight, which has a clear and practical design of the boat with indication of motors and thrusters, showing you exactly what is activated in the manoeuvres being performed. The JCS panel can be used to configure the various operating modes, select language, units of measurement, accurate diagnostics and many other features. With throttle controls equipped with digital protocol, it can be used to manage acceleration, with different settings depending on the percentage of acceleration selected and its supply time.

If the windlass (single or double) option is present, the weighing/lowering function with chain counter can be controlled from the JCS panel. It can also be integrated with the function SSS (Secure Sail System) developed by MZ Electronic, which allows retrieval at standard speed during weighing of the anchor up to the last 3 metres of chain, subsequently slowing down progressively to retrieve the anchor at minimum speed.

This prevents the risk of damage and protects the windlass from harmful jerking that can cause breakage. System will stop anchor when totally weighed.

The **YC JCS joystick** is all this: another valid and essential aid for managing your boat, designed for you by Yacht Controller.



* Items-prototypes not sold

HISTORY ▼

Mooring and other manoeuvres

Yacht Controller simplifies any mooring manoeuvre

As boat owners or boat watchers we've all seen arguments about incorrect manoeuvres, due to communication difficulties between the helm and the crew carrying out the manoeuvres, sometimes damaging our own boat or someone else's - and sometimes harming people. But with Yacht Controller, all these problems belong to the past. From anywhere on the boat you will be able to carry out forward, reverse and lateral movements simply by operating a series of rocker switches that control both engines, the bow and stern thrusters, and the anchor winch.



Dropping anchor is easy with Yacht Controller.

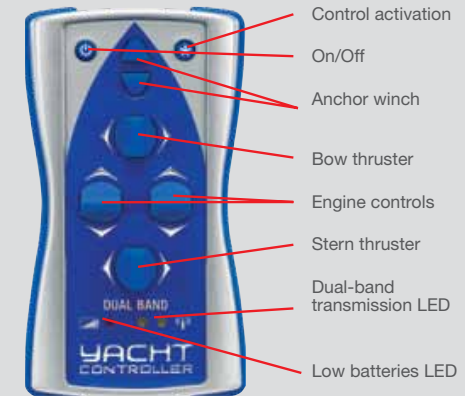
Because you can stand in the bow when dropping anchor, you can check the seabed and make sure there are no other anchors nearby. You can control the rate of descent of your anchor by running out the chain with the engine in reverse, and thus get a more secure grip on the bottom.

When weighing anchor, again you can control the boat from the bow, and manoeuvre correctly so as to reduce the load on the winch, whilst being able to see that you have not fouled any other anchor cables.



Technical specifications

- ◀ Transmitter power: 3 batteries 1.5V type AAA (LR03).
- ◀ Transmission and low battery indicator LEDs.
- ◀ Transmission power: 5mW (50 metres max).
- ◀ Receiver power: 12V DC or 24V DC ± 5% max.
- ◀ Transmitter protection to IP68.
- ◀ Transmitter dimensions (mm): 122 x 69 x 42.
- ◀ Receiver dimensions (mm): 180 x 170 x 75.
- ◀ Colours: blue or grey.
- ◀ Easy integration with Joystick JCS



Yacht Controller DUAL BAND versions

2-channels version	TX+RX 07/02/N	control of port & starboard engines
3-channels version	TX+RX 07/02/A	control of port & starboard engines and anchor winch
	TX+RX 07/03/N	control of port & starboard engines and bow thruster
4-channels version	TX+RX 07/03/A	control of port & starboard engines, anchor winch, bow thruster
	TX+RX 07/04/N	control of port & starboard engines and bow & stern thrusters
5-channels version	TX+RX 07/04/A	control of port & starboard engines, bow & stern thrusters, anchor winch

Yacht Controller DUAL BAND ▶

DUAL BAND

The **Yacht Controller DUAL BAND** model is the latest technological advance in the field of remote wireless controls for boat mooring. Technologically even more advanced than the original patented **Yacht Controller** model, the **DUAL BAND** version has finally left behind its many imitators.

By operating on two completely separate frequency bands, the **Yacht Controller DUAL BAND** model makes your mooring procedure even safer than before, by eliminating external interference from any nearby unscreened devices that do not comply with the legal requirements for wireless transmissions. When your receiver is turned on, a switch on the transmitter handset gives you full control over the mooring operations. The special silicone membrane switches are robust enough to withstand more than 200,000 movements. The transmitter is waterproof and will float if dropped overboard.

The new **DUAL BAND** receiver is a technological revolution. It features the following improvement:

- ◀ A double receiver operating on two separate frequency bands, ensuring perfect operation even when there is external interference or when either of the two bands is out of service.
- ◀ A multiprocessor structure (a central CPU with a microprocessor for each function) that gives you two levels of control over each function, making unintended commands impossible to execute should anything go wrong.
- ◀ Double relays for each command output, preventing unintended activation.
- ◀ A modular design that can be easily modified to add new functions. If you change your boat you won't need to buy a new Yacht Controller. You simply replace an internal card and can continue to operate your new boat with different controls.
- ◀ LEDs on the front of the receiver unit confirm that the electronics are operating correctly, tell you which commands are being activated, and provide details of any malfunctions.
- ◀ A beeper warns you should you lose connection to the transmitter, signals the various states of operation, and has an alarm to advise you of any malfunction.



Buoy hooking with Yacht Controller.

When you are mooring offshore or in ports without mooring posts, it will no longer be a problem to tie to a buoy or pontoon. You can do everything yourself from the stern, without needing to work out what others are shouting to you from the foredeck.

With Yacht Controller, you won't need a stern winch.

When mooring with Yacht Controller, you only need to fix your line to the bollard, positioning the boat about two metres further forward than usual and then briefly reversing the engines so that you can wrap the line round the bollard without any effort. By not needing to install a stern winch you will almost recoup the cost of your **Yacht Controller**.

Yacht Controller is useful in many other situations.

When docking at a filling station, for instance, your work is far easier, because you can control the boat from the stern, the bow or the sides and you get a clear view of the whole situation, enabling you to carry out the correct manoeuvres without risking pointless collisions.

Mooring with **JCS** will be easy and intuitive. With the movement of the joystick the boat will move in the direction you want it to. You will therefore be able to carry out approaches, translations, precise mooring and veer tightly with just a movement of your hand. Wait for an offer to confirm all of this.



MOORING

